

**County of Berks  
Recommended  
2012 Budget**

**November 15, 2011**

TABLE OF CONTENTS

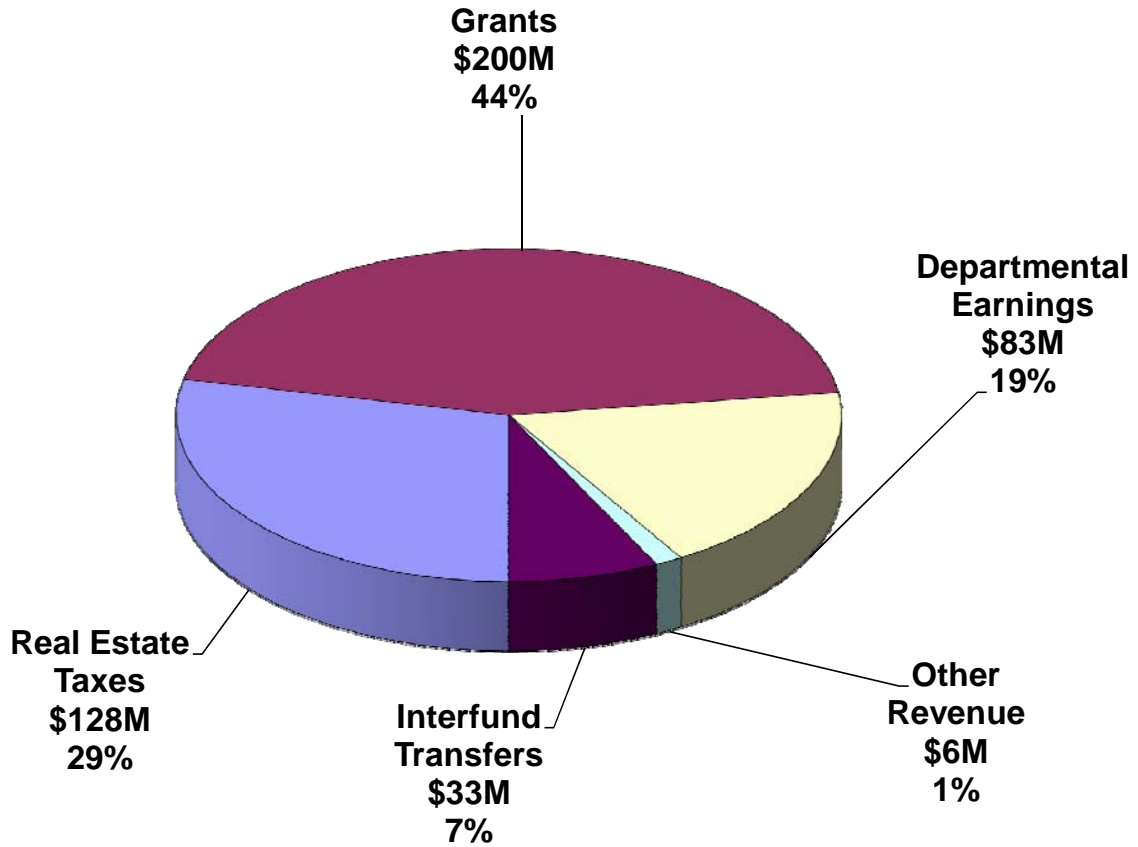
Schedule of 2012 Projected Fund Balance	1
Chart of 2012 Recommended Budget Revenue by Source	2
Schedule of 2012 Recommended Budget Revenue Sources by Fund	3
Schedule of 2012 Recommended, 2011 Adopted and 2010 Actual Revenues by Function	4 - 6
Chart of 2012 Recommended Budget Expenditures by Type	7
Schedule of 2012 Recommended Budget Expenditures by Type by Fund	8
Chart of 2012 Recommended Budget Expenditures by Function	9
Schedule of 2012 Recommended, 2011 Adopted and 2010 Actual Expenditures by Function	10 - 12
Chart of 2012 Recommended Budget Consumption of Taxes and Fund Balance by Function	13
Schedule of 2012 Recommended Budget Consumption of Taxes and Fund Balance by Function	14 - 15
Chart of 2012 Recommended Budget Consumption of Taxes and Fund Balance by Function Bar Chart	16

	2012 Beginning Fund Balance (1)	2012 Budget Revenue (2)	2012 Budget Expenditures (2)	2012 Budget Adjustments (3)	Proposed 2012 Ending Fund Balance (3)
<b>GENERAL FUND (3)</b>					
Unassigned	\$ 119,773,593	\$ 200,861,417	\$ 204,221,166	\$ (4,328,486)	\$ 112,085,358
Non-Spendable (4)	19,067,562			728,550	19,796,112
Committed (5)	15,320,385			(15,320,385)	0
Restricted (6)	1,776,190			659,371	2,435,561
Assigned (7)	5,722,765			8,697,235	14,420,000
	<u>\$ 161,660,495</u>	<u>\$ 200,861,417</u>	<u>\$ 204,221,166</u>	<u>\$ (9,563,715)</u>	<u>\$ 148,737,031</u>
<b>SPECIAL REVENUE FUNDS (8)</b>					
Aging	788,218	10,901,370	11,351,370		338,218
Child Care Info Svcs	0	18,540,630	18,513,354		27,276
Children & Youth Serv	13,066	30,065,354	35,062,819	4,997,465	13,066
Community Development	0	5,451,758	5,451,758		0
Council on Chemical Abuse	0	4,502,833	6,241,696	1,738,863	0
Domestic Relations	4,168	4,534,407	6,486,794	1,952,387	4,168
Health Choices	12,290,386	81,061,358	81,059,896		12,291,848
Human Services	65,824	2,680,564	2,685,234		61,154
Job Training	725,815	5,428,978	5,428,978		725,815
Liquid Fuels	5,907,174	6,966,271	7,871,503		5,001,942
MH/MR	0	18,608,402	19,483,402	875,000	0
Special Legislation	3,946,074	3,594,549	3,303,823		4,236,800
Total Special Revenue Funds	<u>\$ 23,740,725</u>	<u>\$ 192,336,474</u>	<u>\$ 202,940,627</u>	<u>\$ 9,563,715</u>	<u>\$ 22,700,287</u>
<b>ENTERPRISE FUNDS</b>					
Berks Heim (9)	(6,271,629)	39,218,171	37,014,660	(1,119,902)	(5,188,020)
Emergency 911 Systems (10)	5,419,143	7,607,729	8,333,921	98,259	4,791,210
Youth Detention Center (9)	(12,703,797)	10,407,809	11,957,318	(262,650)	(14,515,956)
Total Enterprise Funds	<u>\$ (13,556,283)</u>	<u>\$ 57,233,709</u>	<u>\$ 57,305,899</u>	<u>\$ (1,284,293)</u>	<u>\$ (14,912,766)</u>
Total Designated/Undesignated Fund Balance Without Capital Projects Fund	<u>\$ 171,844,937</u>	<u>\$ 450,431,600</u>	<u>\$ 464,467,692</u>	<u>\$ (1,284,293)</u>	<u>\$ 156,524,552</u>
Capital Projects Fund	\$ 45,968,152	\$ 0	\$ 34,692,146	\$ 0	\$ 11,276,006
Totals	<u>\$ 217,813,089</u>	<u>\$ 450,431,600</u>	<u>\$ 499,159,838</u>	<u>\$ (1,284,293)</u>	<u>\$ 167,800,558</u>
Non-Spendable General Fund Balance: (4)					
Berks Heim	\$ 5,188,020				
Conversion Pay	92,136				
Youth Detention Center	14,515,956				
			19,796,112		
Committed General Fund Balance: (5)					
			0		
Restricted General Fund Balance: (6)					
ACT 198	80,356				
Farmland preservation	351,000				
Hazmat response	1,290,963				
Workers Comp	713,242				
			2,435,561		
Assigned General Fund Balance: (7)					
222 Corridor	5,000,000				
Capital Projects	1,340,000				
Debt Service Guarantees:					
Airport Authority	580,000				
BCIDA	3,200,000				
Encumbrances	300,000				
Environmental Litigation	0				
Health Insurance Reserve	4,000,000				
			14,420,000		
Total Non-Spendable, Committed, Restricted, and Assigned Fund Balance at 12/31/12			<u>\$ 36,651,673</u>		
Budgeted General Fund support of Special Revenue Funds:					
CYS	4,997,465				
Council on Chemical Abuse	1,738,863				
Domestic Relations	1,952,387				
MH/MR	875,000				
	<u>9,563,715</u>			<u>9,563,715</u>	
			<u>46,215,388</u>		
Reversal of 12/31/2011 Non-Spendable, Committed, Restricted, and Assigned Fund Balance			<u>(41,886,902)</u>		
Total			<u>\$ 4,328,486</u>		

## FOOTNOTES:

- (1) Beginning Fund Balance is based upon 12/31/11 projection of revenues and expenditures by the Budget Office.
- (2) Revenue and Expenditure numbers include indirect and operating transfers.
- (3) Represents reservation of General Fund balance, uses of General Fund balance for Special Revenue funds and Depreciation/Capital adjustments required by Accounting Principals for Fund balance in Enterprise Funds.
- (4) Non-Spendable General Fund Balance represents inherently nonspendable funds.
- (5) Committed General Fund Balance represents self-imposed limitations set in place prior to the end of the period by the highest level of decision making and that requires formal action at the same level to remove.
- (6) Restricted General Fund Balance represents externally enforceable limitations on use.
- (7) Assigned General Fund Balance represents limitations resulting from intended use, established by the highest level of decision making.
- (8) All Special Revenue Fund Balances are Restricted.
- (9) Berks Heim and Youth Detention Center Fund Balances are Non-spendable.
- (10) Emergency 911 Systems and Capital Projects Fund Balance is Restricted.

# 2012 Recommended Budget Revenue by Source



Schedule of 2012 Recommended Budget Revenue Sources  
By Fund

County of Berks, Pennsylvania  
2012 Recommended Annual Budget

	Real Estate Taxes	Grants	Dept'l Earnings	Other Revenue	Interfund Transfers	Totals
<b>General Fund</b>	\$ 128,162,015	\$ 12,068,382	\$ 24,240,321	\$ 4,310,514	\$ 32,080,185	\$ 200,861,417
<b>Special Revenue Fund</b>						
Aging	0	10,147,873	550,000	31,500	171,997	10,901,370
Child Care Info Svcs	0	18,509,790	30,840	0	0	18,540,630
Children & Youth Serv	0	29,042,354	0	952,000	71,000	30,065,354
Community Development	0	4,796,758	655,000	0	0	5,451,758
Council on Chemical Abuse	0	4,502,833	0	0	0	4,502,833
Domestic Relations	0	4,134,407	400,000	0	0	4,534,407
Health Choices	0	81,051,358	0	10,000	0	81,061,358
Human Services	0	2,675,808	4,456	300	0	2,680,564
Job Training	0	5,165,355	263,623	0	0	5,428,978
Liquid Fuels	0	6,589,001	0	69,500	307,770	6,966,271
MH/MR	0	18,515,517	16,971	75,914	0	18,608,402
Special Legislation	0	765,798	2,825,900	2,851	0	3,594,549
<b>Total Special Revenue Funds</b>	\$ 0	\$ 185,896,852	\$ 4,746,790	\$ 1,142,065	\$ 550,767	\$ 192,336,474
<b>Enterprise Funds</b>						
Berks Heim	0	0	39,172,475	45,696	0	39,218,171
Emergency 911 Systems	0	0	7,582,395	25,334	0	7,607,729
Youth Detention Center	0	1,893,662	7,674,622	457,977	381,548	10,407,809
<b>Total Enterprise Funds</b>	\$ 0	\$ 1,893,662	\$ 54,429,492	\$ 529,007	\$ 381,548	\$ 57,233,709
<b>Capital Projects Fund</b>						
Capital Projects Fund						0
<b>Total Capital Projects Fund</b>	\$ 0	\$ 0	\$ 0	\$ 0	\$ 0	\$ 0
<b>Total 2012 Revenues</b>	<u>\$ 128,162,015</u>	<u>\$ 199,858,896</u>	<u>\$ 83,416,603</u>	<u>\$ 5,981,586</u>	<u>\$ 33,012,500</u>	<u>\$ 450,431,600</u>

Note:

Grants represent federal and state funding sources.

Dept'l Earnings represent fees for service and program service cost reimbursements.

Other Revenue includes items such as Interest Income, Loan Proceeds, Rental Income and mandated client contributions (i.e. social security).

Schedule of 2012 Recommended, 2011 Adopted and 2010 Actual Revenues  
By Function

County of Berks, Pennsylvania  
2012 Recommended Annual Budget

	2012 Budget Recommended	2011 Budget Adopted	2010 Actual	2012 vs 2011 Budget
<b>General Government</b>				
Budget	\$ 1,083,367	\$ 870,071	\$ 883,741	\$ 213,296
Commissioners	805,931	701,979	1,148,708	103,952
Controller	2,207,182	2,266,296	2,112,107	(59,114)
Election Services	77,500	5,800	120,258	71,700
Facilities	1,061,088	1,004,806	938,353	56,282
Fleet Management	0	0	224,539	0
Human Resources	2,122,853	2,101,945	2,469,138	20,908
Information Systems	7,058,615	5,573,237	4,448,544	1,485,378
Mailroom/Printing	391,518	395,739	469,468	(4,221)
Non-Departmental	12,034,008	11,970,587	9,580,496	63,421
Purchasing	563,262	471,733	441,971	91,529
Real Estate	15,000	12,000	17,023	3,000
Recorder of Deeds	1,886,500	1,856,100	2,077,838	30,400
Solicitor	1,316,950	1,092,576	1,338,040	224,374
Tax Claim	8,125,665	7,122,500	6,676,969	1,003,165
Tax Collectors	47,000	45,000	11,954	2,000
Telecommunications	330,208	300,991	337,136	29,217
Treasurer	124,129,706	124,919,141	123,212,443	(789,435)
Veterans Affairs	750	4	4	746
<b>Total General Government</b>	<b>\$ 163,257,103</b>	<b>\$ 160,710,505</b>	<b>\$ 156,508,730</b>	<b>\$ 2,546,598</b>
<b>Judicial</b>				
Clerk of Courts	1,320,766	1,403,000	1,450,782	(82,234)
Community Bail Program (BCPS)	177,000	271,000	215,130	(94,000)
Coroner	41,000	41,500	34,490	(500)
Court Reporters	0	0	2,320	0
Courts	1,821,991	1,903,746	1,622,230	(81,755)
District Attorney	808,205	789,978	868,795	18,227
District Justices	3,645,000	3,600,000	3,951,680	45,000
Law Library	21,100	10,250	21,678	10,850
Prothonotary	2,070,000	2,148,750	2,096,228	(78,750)
Public Defender	35,043	44,042	49,459	(8,999)
Register of Wills	867,800	870,290	781,576	(2,490)
Sheriff	1,912,030	1,978,202	1,935,205	(66,172)
<b>Total Judicial</b>	<b>\$ 12,719,935</b>	<b>\$ 13,060,758</b>	<b>\$ 13,029,573</b>	<b>\$ (340,823)</b>
<b>Public Safety</b>				
Adult Probation	2,526,959	2,531,240	2,257,195	(4,281)
Community Corrections	430,050	195,000	42,018	235,050
County Fire Training	50,000	49,570	49,149	430
Emergency Management	389,092	301,155	525,725	87,937
Jail System	2,771,678	3,911,644	3,328,882	(1,139,966)
Juvenile Probation	6,809,212	7,950,073	7,193,319	(1,140,861)
RIP Offenders Grant	422,683	422,683	418,918	0
<b>Total Public Safety</b>	<b>\$ 13,399,674</b>	<b>\$ 15,361,365</b>	<b>\$ 13,815,206</b>	<b>\$ (1,961,691)</b>

Schedule of 2012 Recommended, 2011 Adopted and 2010 Actual Revenues  
By Function

County of Berks, Pennsylvania  
2012 Recommended Annual Budget

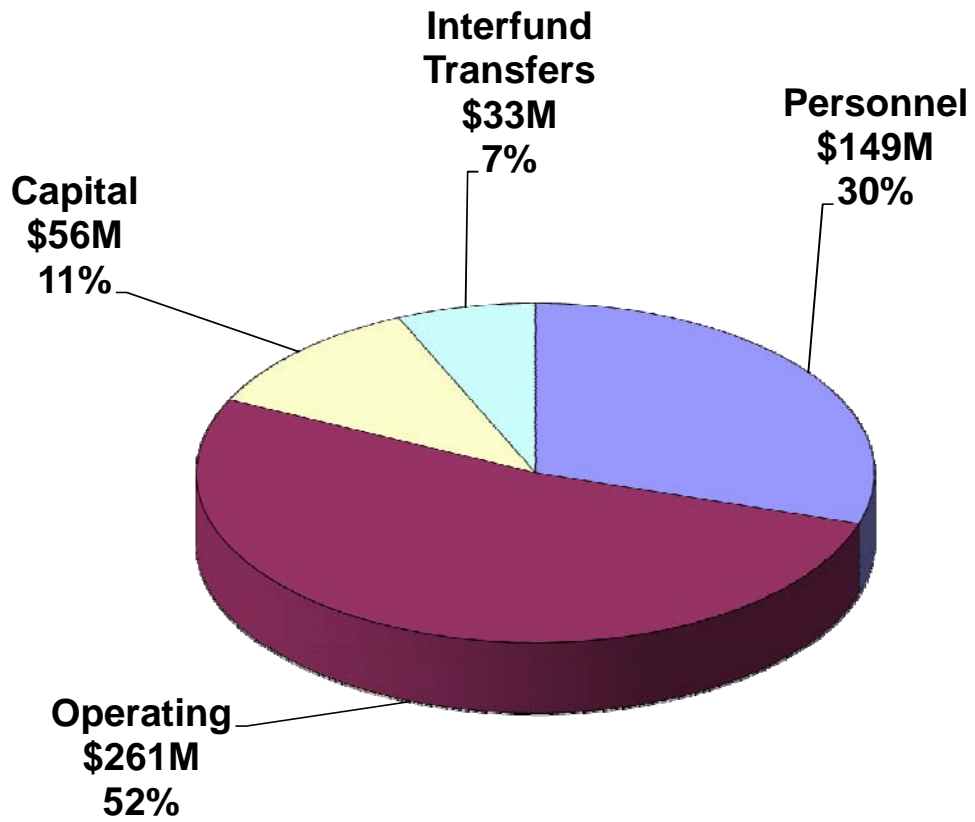
	2012 Budget Recommended	2011 Budget Adopted	2010 Actual	2012 vs 2011 Budget
<b>Human Services</b>				
Aging	10,901,370	12,466,583	10,899,632	(1,565,213)
Child Care Info Svcs	18,540,630	19,700,000	19,687,095	(1,159,370)
Children & Youth Serv	30,065,354	30,974,053	33,283,044	(908,699)
Council on Chemical Abuse	4,502,833	4,640,161	4,888,225	(137,328)
Domestic Relations	4,534,407	4,900,719	6,087,345	(366,312)
Health Choices	81,061,358	78,446,000	80,979,417	2,615,358
Human Services	2,680,564	3,478,278	3,383,836	(797,714)
Job Training	5,428,978	8,022,000	7,709,448	(2,593,022)
MH/MR	18,608,402	19,430,691	15,244,721	(822,289)
<b>Total Human Services</b>	<b>\$ 176,323,896</b>	<b>\$ 182,058,485</b>	<b>\$ 182,162,763</b>	<b>\$ (5,734,589)</b>
<b>Public Works</b>				
Solid Waste/Recycling	3,286,000	3,034,000	2,763,498	252,000
<b>Total Public Works</b>	<b>\$ 3,286,000</b>	<b>\$ 3,034,000</b>	<b>\$ 2,763,498</b>	<b>\$ 252,000</b>
<b>Community &amp; Economic Devlpmnt.</b>				
Ag & Land Preservation	1,000	6,278	40,149	(5,278)
Agricultural Extension	0	0	0	0
Berks Economic Partnership	0	0	0	0
Community Development	5,451,758	6,575,791	9,122,856	(1,124,033)
Growing Greener	0	924,876	20,369	(924,876)
Industrial Development Authority	80,000	80,000	80,000	0
Planning	529,200	497,000	551,750	32,200
RACC	250,000	0	0	250,000
<b>Total Community &amp; Economic Devl</b>	<b>\$ 6,311,958</b>	<b>\$ 8,083,945</b>	<b>\$ 9,815,124</b>	<b>\$ (1,771,987)</b>
<b>Cultural/Recreation</b>				
County Library Systems	1,776,542	2,169,504	1,828,594	(392,962)
Parks System	930,531	3,895,793	293,059	(2,965,262)
<b>Total Cultural/Recreation</b>	<b>\$ 2,707,073</b>	<b>\$ 6,065,297</b>	<b>\$ 2,121,653</b>	<b>\$ (3,358,224)</b>
<b>Miscellaneous</b>				
County Farm	10,650	10,609	9,589	41
Insurance	1,413,386	1,220,729	1,527,741	192,657
Liquid Fuels	6,966,271	4,795,233	1,488,091	2,171,038
Security	902,190	925,768	813,757	(23,578)
Special Legislation	3,594,549	3,375,025	3,573,553	219,524
Misc. - Muni. End User Radio Grant	230,000	0	0	230,000
<b>Total Miscellaneous</b>	<b>\$ 13,117,046</b>	<b>\$ 10,327,364</b>	<b>\$ 7,412,731</b>	<b>\$ 2,789,682</b>

Schedule of 2012 Recommended, 2011 Adopted and 2010 Actual Revenues  
By Function

County of Berks, Pennsylvania  
2012 Recommended Annual Budget

	2012 Budget Recommended	2011 Budget Adopted	2010 Actual	2012 vs 2011 Budget
<b>Debt Service</b>				
Debt Service	2,075,206	1,183,622	1,029,929	891,584
<b>Total Debt Service</b>	<u>\$ 2,075,206</u>	<u>\$ 1,183,622</u>	<u>\$ 1,029,929</u>	<u>\$ 891,584</u>
<b>Berks Heim</b>				
Berks Heim	39,218,171	37,924,675	37,128,152	1,293,496
<b>Total Berks Heim</b>	<u>\$ 39,218,171</u>	<u>\$ 37,924,675</u>	<u>\$ 37,128,152</u>	<u>\$ 1,293,496</u>
<b>Youth Detention Center</b>				
Youth Detention Center	10,407,809	10,322,052	10,498,470	85,757
<b>Total Youth Detention Center</b>	<u>\$ 10,407,809</u>	<u>\$ 10,322,052</u>	<u>\$ 10,498,470</u>	<u>\$ 85,757</u>
<b>Emergency 911 System</b>				
Emergency 911 Systems	7,607,729	9,029,675	8,360,606	(1,421,946)
<b>Total Emergency 911 System</b>	<u>\$ 7,607,729</u>	<u>\$ 9,029,675</u>	<u>\$ 8,360,606</u>	<u>\$ (1,421,946)</u>
<b>Capital Projects Fund</b>				
Bond Farmland/Open Space Preservation	0	0	0	0
Capital Projects Fund	0	0	86,901,178	0
<b>Total Capital Projects Fund</b>	<u>\$ 0</u>	<u>\$ 0</u>	<u>\$ 86,901,178</u>	<u>\$ 0</u>
<b>Total Revenues By Department By Function</b>	<u>\$ 450,431,600</u>	<u>\$ 457,161,743</u>	<u>\$ 531,547,613</u>	<u>\$ (6,730,143)</u>

## 2012 Recommended Budget Expenditures by Type

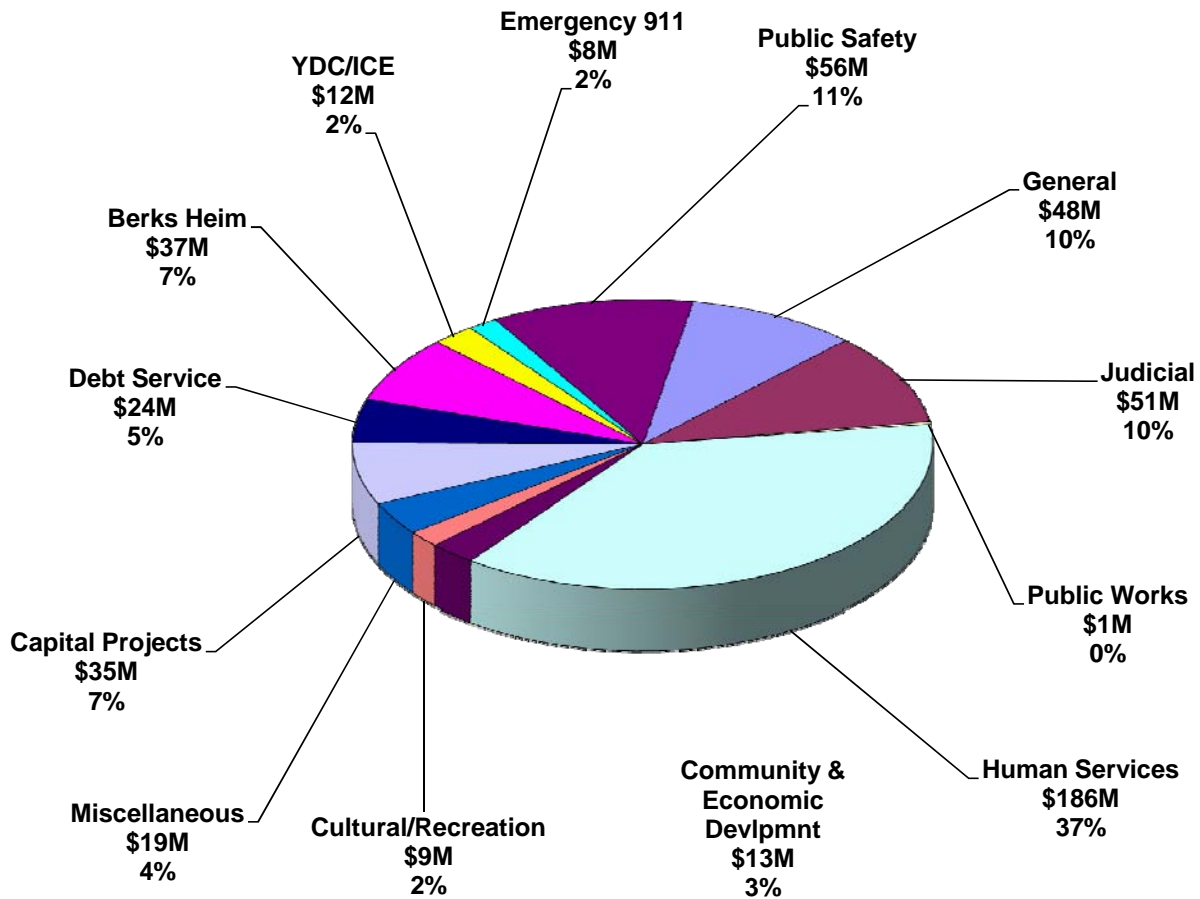


Schedule of 2012 Recommended Budget Expenditures by Type  
By Fund

County of Berks, Pennsylvania  
2012 Recommended Annual Budget

	Personnel	Operating Expenses	Capital	Interfund Transfers	Totals
<b>General Fund</b>	\$ 86,500,149	\$ 79,276,003	\$ 14,354,069	\$ 24,090,945	\$ 204,221,166
<b>Special Revenue Funds</b>					
Aging	3,472,099	7,152,372	0	726,899	11,351,370
Child Care Info Svcs	0	18,509,790	0	3,564	18,513,354
Children & Youth Serv	10,198,194	22,915,095	13,784	1,935,746	35,062,819
Community Development	311,128	3,643,708	0	1,496,922	5,451,758
Council on Chemical Abuse	0	6,228,779	0	12,917	6,241,696
Domestic Relations	5,426,570	246,046	92,728	721,450	6,486,794
Health Choices	336,322	80,651,998	0	71,576	81,059,896
Human Services	68,553	2,475,081	0	141,600	2,685,234
Job Training	1,584,168	3,749,096	0	95,714	5,428,978
Liquid Fuels	27,288	1,100,639	6,676,434	67,142	7,871,503
MH/MR	460,078	18,923,116	8,080	92,128	19,483,402
Special Legislation	0	1,781,914	0	1,521,909	3,303,823
<b>Total Special Revenue Funds</b>	\$ 21,884,400	\$ 167,377,634	\$ 6,791,026	\$ 6,887,567	\$ 202,940,627
<b>Enterprise Funds</b>					
Berks Heim	26,471,161	9,406,331	164,860	972,308	37,014,660
Emergency 911 Systems	5,230,446	2,606,745	200,817	295,913	8,333,921
Youth Detention Center	8,899,473	2,109,837	182,241	765,767	11,957,318
<b>Total Enterprise Funds</b>	\$ 40,601,080	\$ 14,122,913	\$ 547,918	\$ 2,033,988	\$ 57,305,899
<b>Capital Projects Fund</b>					
Bond Farmland/Open Space Preservation					0
Capital Projects - GOB	0	0	429,522	0	429,522
Capital Projects Fund	0	0	34,262,624	0	34,262,624
<b>Total Capital Projects Fund</b>	\$ 0	\$ 0	\$ 34,692,146	\$ 0	\$ 34,692,146
<b>Total 2012 Expenditures</b>	\$ 148,985,629	\$ 260,776,550	\$ 56,385,159	\$ 33,012,500	\$ 499,159,838

# 2012 Recommended Budget Expenditures by Function



Schedule of 2012 Recommended, 2011 Adopted and 2010 Actual Expenditures  
By Function

County of Berks, Pennsylvania  
2012 Adopted Recommended Budget

	2012 Budget Adopted	2011 Budget Adopted	2010 Actual	2012 vs 2011 Budget
<b>General Government</b>				
Budget	\$ 1,178,093	\$ 1,146,211	\$ 1,177,365	\$ 31,882
Commissioners	2,174,216	2,225,772	2,170,771	(51,556)
Controller	2,494,011	2,526,318	2,357,044	(32,307)
Election Services	1,921,575	1,690,830	1,682,670	230,745
Facilities	20,802,391	10,636,687	7,537,198	10,165,704
Fleet Management	151,858	546,331	320,014	(394,473)
Human Resources	2,657,112	2,723,918	2,397,838	(66,806)
Information Systems	6,223,695	6,840,855	6,715,526	(617,160)
Mailroom/Printing	458,043	519,816	374,089	(61,773)
Purchasing	607,832	644,706	562,531	(36,874)
Real Estate	3,180,167	3,566,947	2,648,701	(386,780)
Recorder of Deeds	1,440,910	1,629,945	1,535,257	(189,035)
Solicitor	1,101,592	1,188,212	1,225,388	(86,620)
Tax Claim	940,279	1,105,730	1,039,904	(165,451)
Tax Collectors	453,064	440,321	439,668	12,743
Telecommunications	329,811	352,278	234,458	(22,467)
Treasurer	777,395	760,012	844,314	17,383
Veterans Affairs	652,151	532,685	546,808	119,466
<b>Total General Government</b>	<b>\$ 47,544,195</b>	<b>\$ 39,077,574</b>	<b>\$ 33,809,544</b>	<b>\$ 8,466,621</b>
<b>Judicial</b>				
Clerk of Courts	2,335,260	2,361,512	2,197,429	(26,252)
Community Bail Program (BCPS)	596,037	586,663	645,799	9,374
Coroner	1,432,735	1,374,559	1,728,890	58,176
Court Reporters	2,084,604	2,013,015	2,144,495	71,589
Courts	8,620,219	9,084,418	8,741,207	(464,199)
District Attorney	9,724,293	9,290,178	8,896,671	434,115
District Justices	10,512,188	10,165,633	8,660,455	346,555
Law Library	632,237	654,640	567,439	(22,403)
Prothonotary	2,711,706	2,259,411	2,166,037	452,295
Public Defender	3,139,594	3,064,299	2,918,497	75,295
Register of Wills	1,050,427	1,031,800	925,948	18,627
Sheriff	8,182,661	8,041,851	7,880,589	140,810
<b>Total Judicial</b>	<b>\$ 51,021,961</b>	<b>\$ 49,927,979</b>	<b>\$ 47,473,456</b>	<b>\$ 1,093,982</b>
<b>Public Safety</b>				
Adult Probation	6,797,307	6,407,848	6,214,700	389,459
Community Corrections	2,163,734	2,311,055	1,523,495	(147,321)
County Fire Training	718,950	428,189	327,212	290,761
Emergency Management	1,323,466	1,181,473	1,142,348	141,993
Jail System	30,592,399	30,564,204	30,137,709	28,195
Juvenile Probation	14,133,964	14,837,843	13,350,732	(703,879)
RIP Offenders Grant	428,121	427,905	429,655	216
Miscellaneous	63,000	67,000	13,000	(4,000)
<b>Total Public Safety</b>	<b>\$ 56,220,941</b>	<b>\$ 56,225,517</b>	<b>\$ 53,138,851</b>	<b>\$ (4,576)</b>

Schedule of 2012 Recommended, 2011 Adopted and 2010 Actual Expenditures  
By Function

County of Berks, Pennsylvania  
2012 Adopted Recommended Budget

	2012 Budget Adopted	2011 Budget Adopted	2010 Actual	2012 vs 2011 Budget
<b>Human Services</b>				
Aging	11,351,370	12,691,583	10,367,912	(1,340,213)
Child Care Information Services	18,513,354	19,700,000	19,687,095	(1,186,646)
Children & Youth Serv	35,062,819	35,417,815	33,282,918	(354,996)
Council on Chemical Abuse	6,241,696	6,375,435	6,614,171	(133,739)
Domestic Relations	6,486,794	6,337,032	6,088,181	149,762
Health Choices	81,059,896	78,446,000	72,320,015	2,613,896
Human Services	2,685,234	3,478,278	3,442,365	(793,044)
Job Training	5,428,978	8,022,000	7,866,633	(2,593,022)
MH/MR	19,483,402	20,308,544	15,194,979	(825,142)
<b>Total Human Services</b>	<b>\$ 186,313,543</b>	<b>\$ 190,776,687</b>	<b>\$ 174,864,269</b>	<b>\$ (4,463,144)</b>
<b>Public Works</b>				
Solid Waste/Recycling	1,230,303	1,233,376	1,092,404	(3,073)
<b>Total Public Works</b>	<b>\$ 1,230,303</b>	<b>\$ 1,233,376</b>	<b>\$ 1,092,404</b>	<b>\$ (3,073)</b>
<b>Community &amp; Economic Devlpmnt.</b>				
Ag & Land Preservation	1,071,806	349,011	340,526	722,795
Agricultural Extension	519,522	537,656	551,265	(18,134)
BARTA	428,161	407,772	388,362	20,389
Berks Economic Partnership (1)	500,000	500,000	500,000	0
Community Development	5,451,758	6,789,550	9,122,856	(1,337,792)
Growing Greener	0	924,876	86,960	(924,876)
Industrial Development Authority	139,280	139,149	138,720	131
Planning	1,452,875	1,543,207	1,509,890	(90,332)
RACC (2)	3,350,000	3,200,000	3,200,000	150,000
Tourism	50,000	50,000	50,000	0
Miscellaneous	30,500	30,000	74,000	500
<b>Total Community &amp; Economic Devl</b>	<b>\$ 12,993,902</b>	<b>\$ 14,471,221</b>	<b>\$ 15,962,579</b>	<b>\$ (1,477,319)</b>
<b>Cultural/Recreation</b>				
County Library Systems	5,345,226	5,612,543	5,430,634	(267,317)
Parks System	3,789,331	6,735,119	2,743,806	(2,945,788)
Miscellaneous	95,000	95,000	95,000	0
<b>Total Cultural/Recreation</b>	<b>\$ 9,229,557</b>	<b>\$ 12,442,662</b>	<b>\$ 8,269,440</b>	<b>\$ (3,213,105)</b>
<b>Miscellaneous</b>				
Contingency General	1,000,000	3,733,728	0	(2,733,728)
County Farm	1,082	711	1,064	371
Insurance	1,881,694	1,542,206	1,495,612	339,488
Liquid Fuels	7,871,503	4,453,941	750,269	3,417,562
Security	1,187,024	1,169,048	1,000,319	17,976
Special Legislation	3,303,823	3,163,852	2,942,839	139,971
Misc. - Muni. End User Radio Grant	3,193,125	0	0	3,193,125
<b>Total Miscellaneous</b>	<b>\$ 18,438,251</b>	<b>\$ 14,063,486</b>	<b>\$ 6,190,103</b>	<b>\$ 4,374,765</b>

Schedule of 2012 Recommended, 2011 Adopted and 2010 Actual Expenditures  
By Function

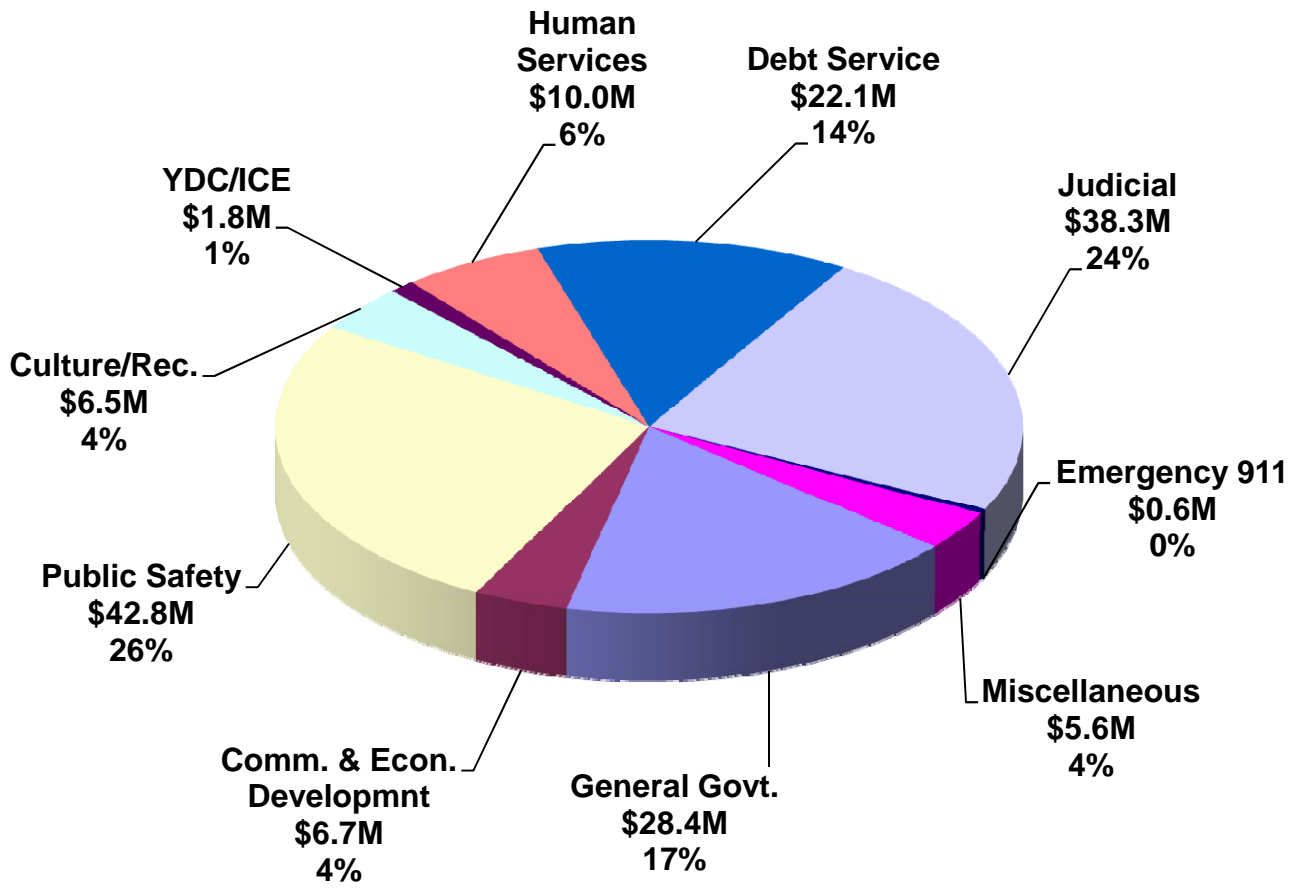
County of Berks, Pennsylvania  
2012 Adopted Recommended Budget

	2012 Budget Adopted	2011 Budget Adopted	2010 Actual	2012 vs 2011 Budget
<b>Debt Service</b>				
Debt Service	24,169,140	21,512,193	20,255,610	2,656,947
<b>Total Debt Service</b>	<u>\$ 24,169,140</u>	<u>\$ 21,512,193</u>	<u>\$ 20,255,610</u>	<u>\$ 2,656,947</u>
<b>Berks Heim</b>				
Berks Heim	37,014,660	36,172,665	36,383,076	841,995
<b>Total Berks Heim</b>	<u>\$ 37,014,660</u>	<u>\$ 36,172,665</u>	<u>\$ 36,383,076</u>	<u>\$ 841,995</u>
<b>Youth Detention Center</b>				
Youth Detention Center	11,957,318	11,237,124	12,778,024	720,194
<b>Total Youth Detention Center</b>	<u>\$ 11,957,318</u>	<u>\$ 11,237,124</u>	<u>\$ 12,778,024</u>	<u>\$ 720,194</u>
<b>Emergency 911 System</b>				
Emergency 911 Systems	8,333,921	11,261,362	7,454,948	(2,927,441)
<b>Total Emergency 911 System</b>	<u>\$ 8,333,921</u>	<u>\$ 11,261,362</u>	<u>\$ 7,454,948</u>	<u>\$ (2,927,441)</u>
<b>Capital Projects Fund</b>				
Bond Farmland/Open Space Preservation		0		0
Capital Projects Fund	34,692,146	32,488,327	31,146,323	2,203,819
<b>Total Capital Projects</b>	<u>\$ 34,692,146</u>	<u>\$ 32,488,327</u>	<u>\$ 31,146,323</u>	<u>\$ 2,203,819</u>
<b>Total Expenses By Department By Function</b>	<u>\$ 499,159,838</u>	<u>\$ 490,890,173</u>	<u>\$ 448,818,627</u>	<u>\$ 8,269,665</u>

Footnotes:

- (1) The County will direct BCIDA to forward half of the 2011/2012 LEDA funds to BEP and the County will match \$1 per \$1 collected of non-governmental support by BEP to a maximum of \$200,000.
- (2) The County is a sponsor of RACC. The 2012 funding is \$3.1M for Operations and \$250K for specified Capital Projects.

# 2012 Recommended Budget Consumption of Taxes and Fund Balance By Function



<u>Function</u>	<u>Total Revenues</u>	<u>Total Expenditures</u>	<u>Special Revenue/Enterprise/ Capital Project Fund Balance Used</u>	<u>General Fund Reserve/Taxes used per Department</u>	<u>Taxes Budgeted</u>
	<u>Amt.</u>	<u>Amt.</u>	<u>Amt.</u>	<u>Amt.</u>	<u>Amt.</u>
<b><u>General Government</u></b>					
Budget	1,083,367	1,178,093	-	(94,726)	
Commissioners	805,931	2,174,216	-	(1,368,285)	
Controller	2,207,182	2,494,011	-	(286,829)	
Election Services	77,500	1,921,575	-	(1,844,075)	
Facilities	1,061,088	20,802,391	-	(19,741,303)	
Fleet Management	0	151,858	-	(151,858)	
Human Resources	2,122,853	2,657,112	-	(534,259)	
Information Systems <sup>1</sup>	-	-	-	-	
Mailroom/Printing	391,518	458,043	-	(66,525)	
Non-Departmental <sup>1</sup>	-	-	-	-	
Purchasing	563,262	607,832	-	(44,570)	
Real Estate	15,000	3,180,167	-	(3,165,167)	
Recorder of Deeds <sup>1</sup>	-	-	-	-	
Solicitor <sup>1</sup>	-	-	-	-	
Tax Claim <sup>1</sup>	-	-	-	-	5,380,000
Tax Collectors	47,000	453,064	-	(406,064)	
Telecommunications <sup>1</sup>	-	-	-	-	
Treasurer <sup>1</sup>	-	-	-	-	122,782,015
Veterans Affairs	750	652,151	-	(651,401)	
Total General Government Function	8,375,451	36,730,513	0	(28,355,062)	128,162,015
<b><u>Judicial</u></b>					
Clerk of Courts	1,320,766	2,335,260	-	(1,014,494)	
Community Bail Program (BCPS)	177,000	596,037	-	(419,037)	
Coroner	41,000	1,432,735	-	(1,391,735)	
Court Reporters	0	2,084,604	-	(2,084,604)	
Courts	1,821,991	8,620,219	-	(6,798,228)	
District Attorney	808,205	9,724,293	-	(8,916,088)	
District Justices	3,645,000	10,512,188	-	(6,867,188)	
Law Library	21,100	632,237	-	(611,137)	
Prothonotary	2,070,000	2,711,706	-	(641,706)	
Public Defender	35,043	3,139,594	-	(3,104,551)	
Register of Wills	867,800	1,050,427	-	(182,627)	
Sheriff	1,912,030	8,182,661	-	(6,270,631)	
Total Judicial Function	12,719,935	51,021,961	0	(38,302,026)	0
<b><u>Public Safety</u></b>					
Adult Probation	2,526,959	6,797,307	-	(4,270,348)	
Community Corrections	430,050	2,163,734	-	(1,733,684)	
County Fire Training	50,000	718,950	-	(668,950)	
Emergency Management	389,092	1,323,466	-	(934,374)	
Jail System	2,771,678	30,592,399	-	(27,820,721)	
Juvenile Probation	6,809,212	14,133,964	-	(7,324,752)	
RIP Offenders Grant	422,683	428,121	-	(5,438)	
Miscellaneous	0	63,000	-	(63,000)	
Total Public Safety Function	13,399,674	56,220,941	0	(42,821,267)	0
<b><u>Human Services</u></b>					
Aging	10,901,370	11,351,370	(450,000)	-	
Child Care Info Svcs <sup>1</sup>	-	-	-	-	
Children & Youth Serv	30,065,354	35,062,819	-	(4,997,465)	
Council on Chemical Abuse	4,502,833	6,241,696	-	(1,738,863)	
Domestic Relations	4,534,407	6,486,794	-	(1,952,387)	
Health Choices <sup>1</sup>	-	-	-	-	
Human Services	2,680,564	2,685,234	(4,670)	-	
Job Training	5,428,978	5,428,978	-	-	
MH/MR	18,608,402	19,483,402	-	(875,000)	
Total Human Services Function	76,721,908	86,740,293	(454,670)	(9,563,715)	0
<b><u>Public Works</u></b>					
Recycling <sup>1</sup>	-	-	-	-	
Total Public Works Function	0	0	0	0	0

<u>Function</u>	<u>Total Revenues</u>	<u>Total Expenditures</u>	<u>Special Revenue/Enterprise/ Capital Project Fund Balance Used</u>	<u>General Fund Reserve/Taxes used per Department</u>	<u>Taxes Budgeted</u>
<b><u>Community &amp; Economic Dvlpmnt</u></b>					
Ag & Land Preservation	1,000	1,071,806	-	(1,070,806)	
Agricultural Extension	0	519,522	-	(519,522)	
BARTA	0	428,161	-	(428,161)	
Berks Economic Partnership	0	500,000	-	(500,000)	
Community Development <sup>1</sup>	-	-	-	-	
Growing Greener <sup>1</sup>	-	-	-	-	
Industrial Development Authority	80,000	139,280	-	(59,280)	
Planning	529,200	1,452,875	-	(923,675)	
RACC	250,000	3,350,000	-	(3,100,000)	
Tourism	0	50,000	-	(50,000)	
Miscellaneous	0	30,500	-	(30,500)	
Total Commun & Econom Dvlpmnt Function	860,200	7,542,144	0	(6,681,944)	0
<b><u>Cultural/Recreation</u></b>					
County Library Systems	1,776,542	5,345,226	-	(3,568,684)	
Parks System	930,531	3,789,331	-	(2,858,800)	
Miscellaneous	0	95,000	-	(95,000)	
Total Cultural/Recreation Function	2,707,073	9,229,557	0	(6,522,484)	0
<b><u>Miscellaneous</u></b>					
Contingency General	0	1,000,000	-	(1,000,000)	
County Farm <sup>1</sup>	-	-	-	-	
Insurance	1,413,386	1,881,694	-	(468,308)	
Liquid Fuels	6,966,271	7,871,503	(905,232)	-	
Security	902,190	1,187,024	-	(284,834)	
Special Legislation <sup>1</sup>	-	-	-	-	
Misc. - Muni. End User Radio Grant	230,000	3,193,125	-	(2,963,125)	
Total Miscellaneous Function	9,511,847	15,133,346	(905,232)	(4,716,267)	0
<b><u>Debt Service</u></b>					
Debt Service	2,075,206	24,169,140	-	(22,093,934)	
Total Debt Service Function	2,075,206	24,169,140	0	(22,093,934)	0
<b><u>Berks Heim</u></b>					
Berks Heim <sup>1</sup>	-	-	-	-	
Total Berks Heim Function	0	0	0	0	0
<b><u>Youth Detention Center</u></b>					
Youth Detention Center <sup>2</sup>	10,407,809	12,219,968	-	(1,812,159)	
Total Youth Detention Center Function	10,407,809	12,219,968	0	(1,812,159)	0
<b><u>Emergency 911 System</u></b>					
Emergency 911 Systems <sup>2</sup>	7,607,729	8,235,662	(627,933)	-	
Total Emergency 911 Function	7,607,729	8,235,662	(627,933)	0	0
Total Functions w/out Capital Projects	144,386,832	307,243,525	(1,987,835)	(160,868,858)	128,162,015
Total Tax and General Fund Balance Consumed	(160,868,858)				
Total Special Revenue/Enterprise Fund Balance Consumed	(1,987,835)				
Total Tax and Fund Balance Consumed	(162,856,693)				
Less: Total Tax Revenue Consumed	128,162,015				
Budget Surplus/(Deficit) before fund balance	(34,694,678)				
General Fund Balance Consumed	(32,706,843)				
Special Revenue Fund Balance Consumed	(1,359,902)				
Enterprise Fund Balance Consumed	(627,933)				
Total	(34,694,678)				

**Notes:**

<sup>1</sup> In 2012 these operations do not consume taxes or fund balance.

<sup>2</sup> Expenditures include the adjustment amount on page 1 of the budget book which is the net depreciation/ capital adjustment.

## Consumption of Taxes and Fund Balance Comparison by Function

